

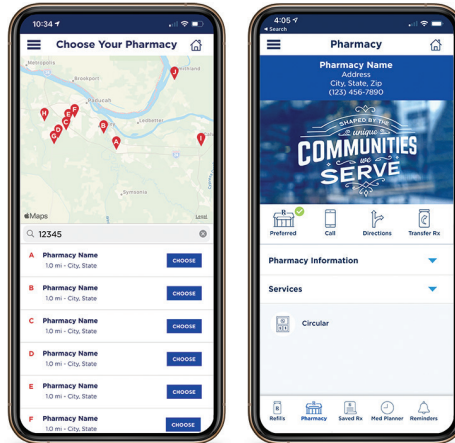
The My GNP Mobile App How-To Guide

Get mobile with this easy step-by-step guide

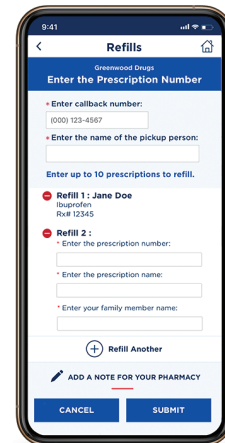
- 1** Download the My GNP mobile app through the Apple App Store or Google Play.



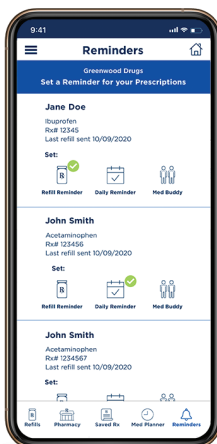
- 2** Choose your local *Good Neighbor Pharmacy*.



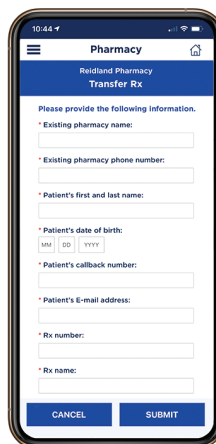
- 3** Enter and submit your prescription refill requests.



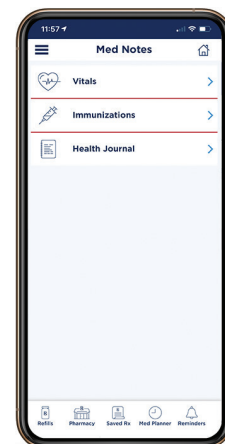
- 4** Set reminders to refill your prescriptions and take your medications.



- 5** Transfer prescriptions to any *Good Neighbor Pharmacy* location through "Transfer Rx."



- 6** Maintain your health by logging activity and tracking results through "Med Notes" and read relevant articles through "Health Articles."



The My GNP mobile is also available in Spanish and Korean and you can also access it on your Apple Watch!

